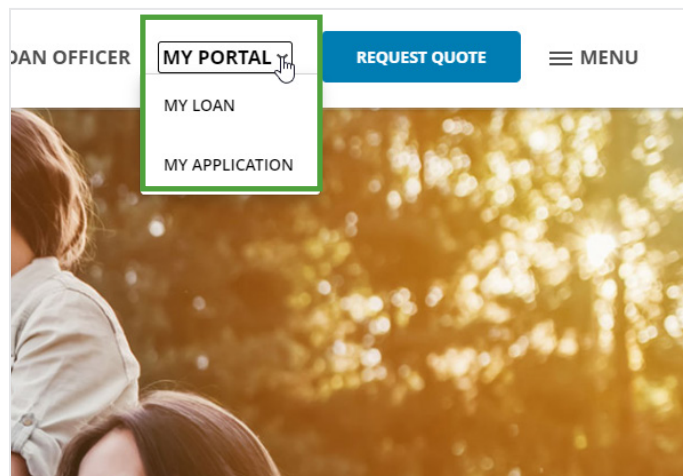


STAY IN THE KNOW WHEN IT COMES TO YOUR LOAN

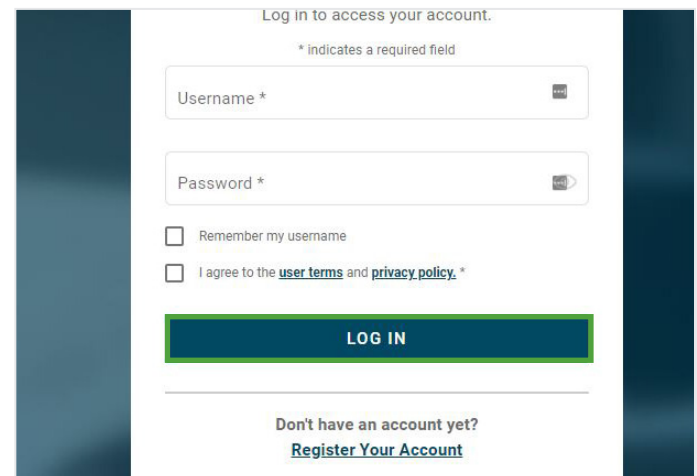
SETTING ALERTS AND NOTIFICATIONS

You can be notified by email about payment information and changes regarding your account by signing up for notifications on your loan through our [Customer Care Web](#).

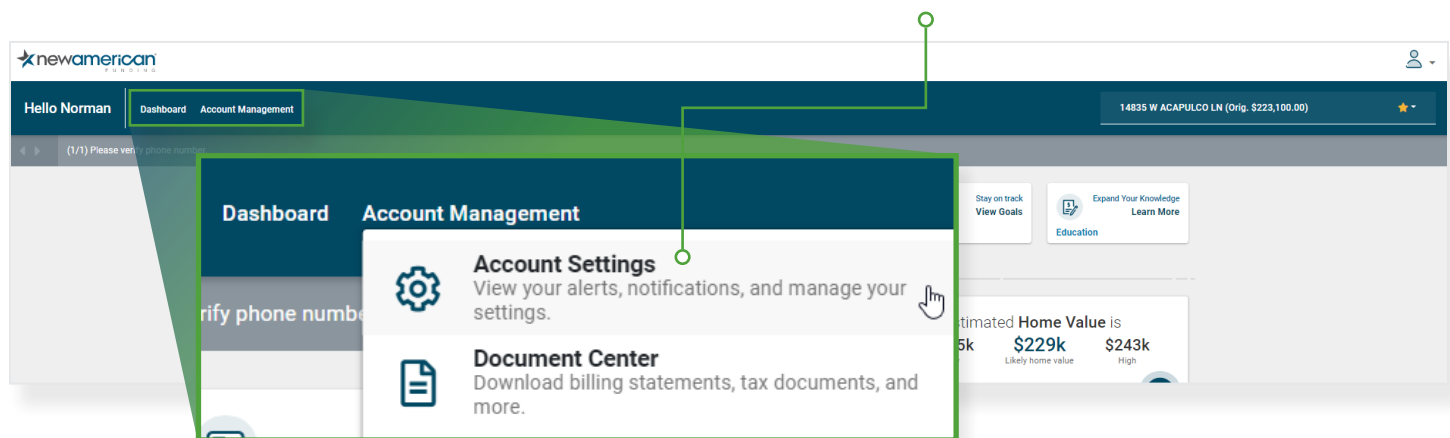
1: At www.newamericanfunding.com click **MY LOAN** from the **MY PORTAL** dropdown menu



2: **LOG IN** using your account username and password in the loan servicing portal. If you are new, you can [Register Your Account](#).



3: Go to **ACCOUNT MANAGEMENT** and select **ACCOUNT SETTINGS** from the dropdown menu.



STAY IN THE KNOW WHEN IT COMES TO YOUR LOAN

CUSTOMIZE YOUR NOTIFICATIONS

You can select to receive all notifications related to your loan, including all personal information changes, when your loan contact information has been changed, or any changes to your payment confirmations, enrollments, autopay schedules or cancellations. You can also choose exactly what sort of notifications you receive from each category by clicking on the corresponding alert heading.

CLICK **SAVE SETTINGS** TO CONFIRM.

Be sure to check your email account's SPAM folder to ensure you are receiving the alerts you've selected.

Alerts & Notifications

Select All Notifications
Enable or disable all notifications or customize your delivery method

	Email	
Profile Information	<input checked="" type="checkbox"/>	▼
Loan Contact Information	<input checked="" type="checkbox"/>	▼
Payments	<input checked="" type="checkbox"/>	▼

SAVE SETTINGS **CANCEL**

Some settings cannot be changed due to your servicer's policies.

You can change your notifications settings at any time.